


# Optimize Daily Workflow

## PerfoX 3000

Analog Radiography System



Perfox 3000



# PerfoX 3000

Optimize Daily Workflow

The PerfoX 3000 is a high-performance floor-mounted radiography system. With flexible movement and high-quality image chain.

PerfoX 3000 can offer efficient and smooth workflow. In combination with superior images, PerfoX 3000 can greatly fit the various clinical requirements.



Advanced imaging chain for superior images



Simple operation enables efficient workflow



Radiation management provides better patient care





Multiple application with intelligent software



# High Reliability

Adopting advanced technology in the entire imaging chain for superior images, PerfoX 3000 is the ideal choice for radiology. With configuration flexibility, PerfoX 3000 can always fit your specific imaging needs. Also, there are a series of option to offer your better experience.

 **Powerful high-frequency generator**  
Smart control with microprocessor keeps precise and stable X-ray output consistently.

 **X-ray tube**  
X-ray tube without cover allows faster heat dissipation. Large heat capacity can support continuous radiography.

With high performance, PerfoX 3000 is designed to optimize daily workflow in radiology room. Therefore, everyone can get better experience.


 For the <b>technologist</b> ease of operation lightens your load	 For the <b>physician</b> high quality image for quick and accurate diagnosis
 For the <b>patient</b> faster and better healthcare	 For the <b>administrator</b> achieve higher efficiency in daily workflow



# Ease of Positioning

## Auto-tracking between X-ray tube and detector

Auto-tracking between X-ray tube and detector offers more accurate, faster and easier positioning for technicians.



## Four-way floating tabletop

- Large range of longitudinal and transversal movement and foot switch unlocking offer quite flexible positioning.
- Large weight capacity can perform safely for patients of all sizes.



## Multiple positioning, switch freely

- Using a removable grid allows for images with higher contrast and higher resolution at lower dose.
- In-tray charging simplifies examination workflow efficiently.

